



## What's New in Stratum 7.4?

Updates for Stratum Dashboards & Broadcast Manager.  
Enhanced Hosting by Silvon With Azure AD Identity Services.

### New Charting in Stratum Dashboards, Integration of Azure AD for Hosted Silvon Customers & New Broadcast Manager Processing Notifications

More data analytics choices for all users and new layers of security for hosted Stratum solutions are highlights of Stratum 7.4.

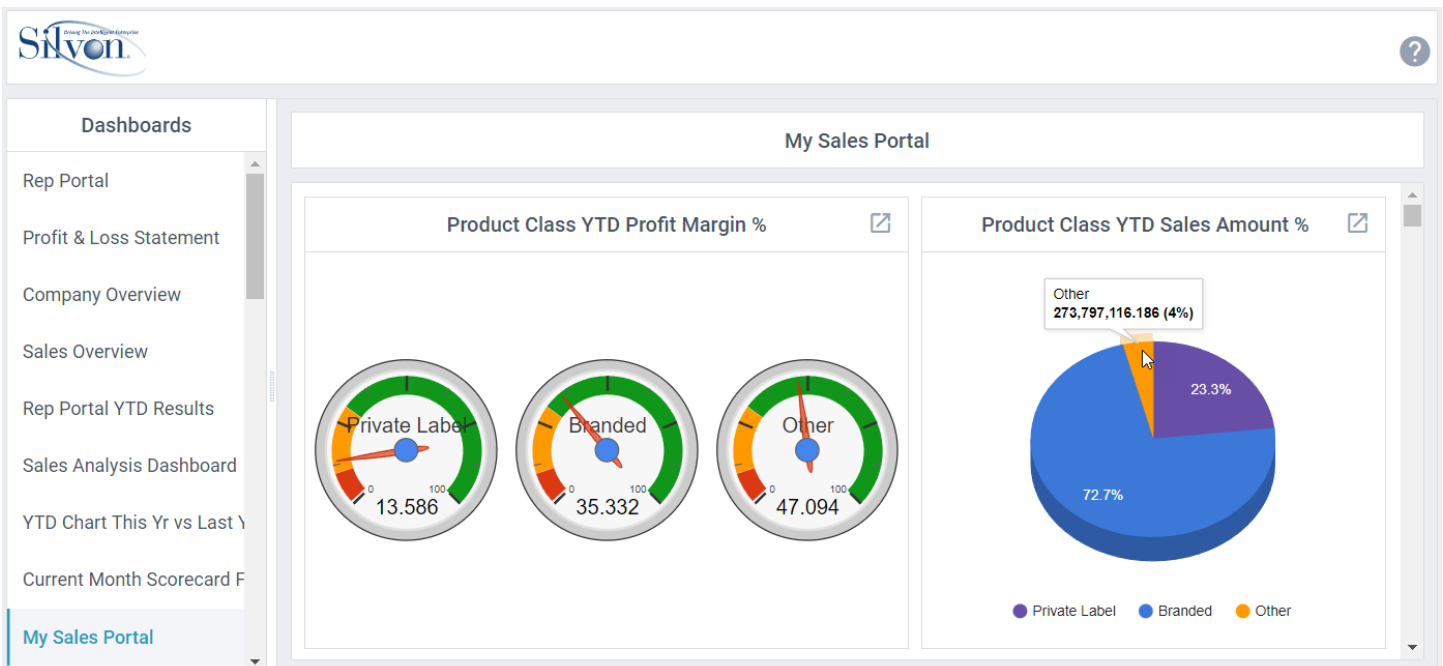
- **Stratum Dashboards** has new, built-in charting functionality to easily add charts on-the-fly to dashboards. Users can choose from a wider range of data visualizations when crafting their dashboards. [Learn more](#) about charts and a few other updates.
- Enhancements to **Silvon's Stratum Cloud** product offerings include support for **Microsoft Identity** and **Azure Active Directory** services. This approach provides additional security options for hosted Stratum environments and streamlines access across all Stratum apps and Add-Ins. [Learn more](#).
- New customizable e-mail notification options keep **Stratum Access Hub (Broadcast Manager)** administrators updated about action, broadcast group, and broadcast schedule processing. [Learn more](#).



Ready to Upgrade to Stratum 7.4?  
Contact us at [info@silvon.com](mailto:info@silvon.com).

### New Widgets For Creating Charts From Stratum Data in Stratum Dashboards

Incorporate new types of eye-catching visuals into Stratum Dashboards with a new collection of chart widgets and related features. Mix in Gauge, Histogram, Stepped Area, and other types of charts with your Stratum views for compelling presentations of data that enhance your business performance-monitoring tasks. A large library of chart types helps you find the right type of visualization vehicle for communicating key facts and trends that emerge from your Stratum data.



## More Details About Stratum Dashboards Chart Updates

The redesigned Stratum Views Pane makes fast work of adding charts to any Stratum Dashboard. Simply select a chart type as your starting point and then choose the Stratum view that will provide data for the chart. Your charts can be customized to meet your exact needs.

**Note:** The Stratum Views Pane and other editing features are available when an administrator is editing a dashboard.

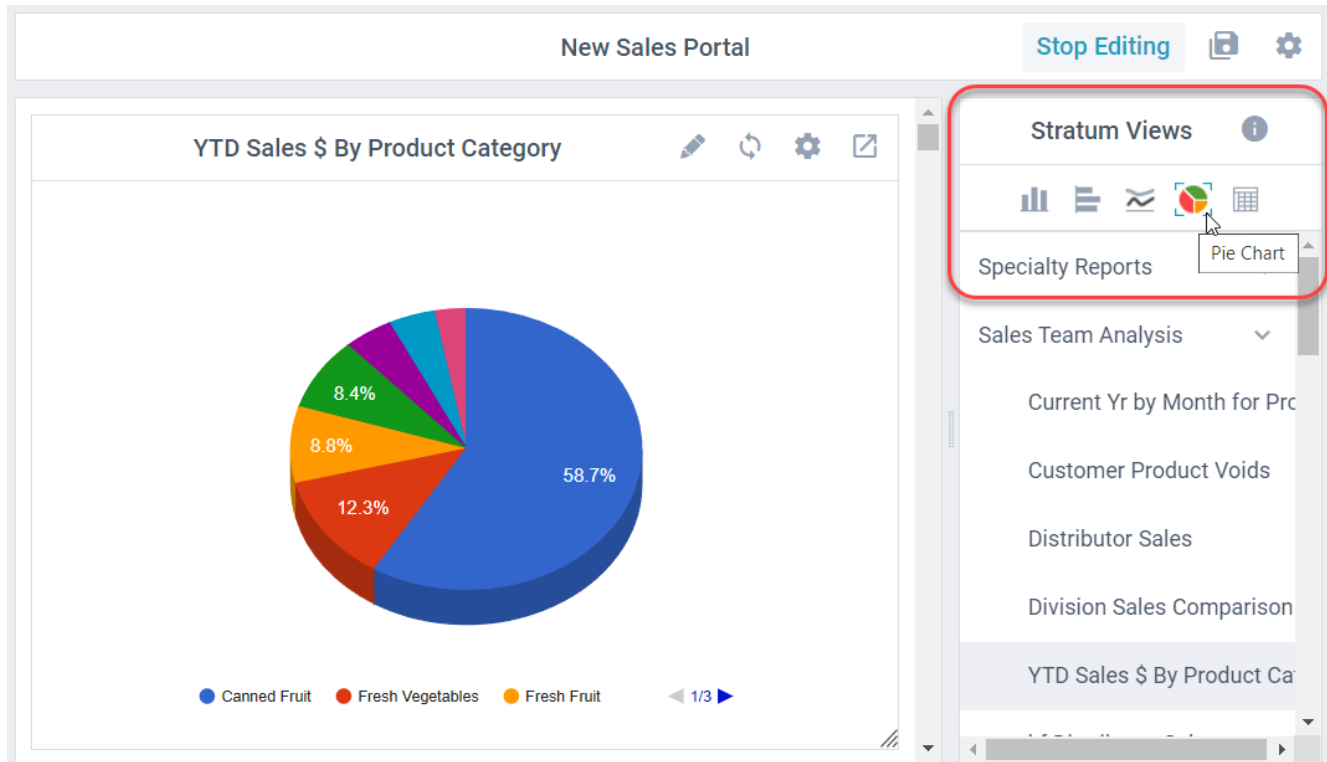
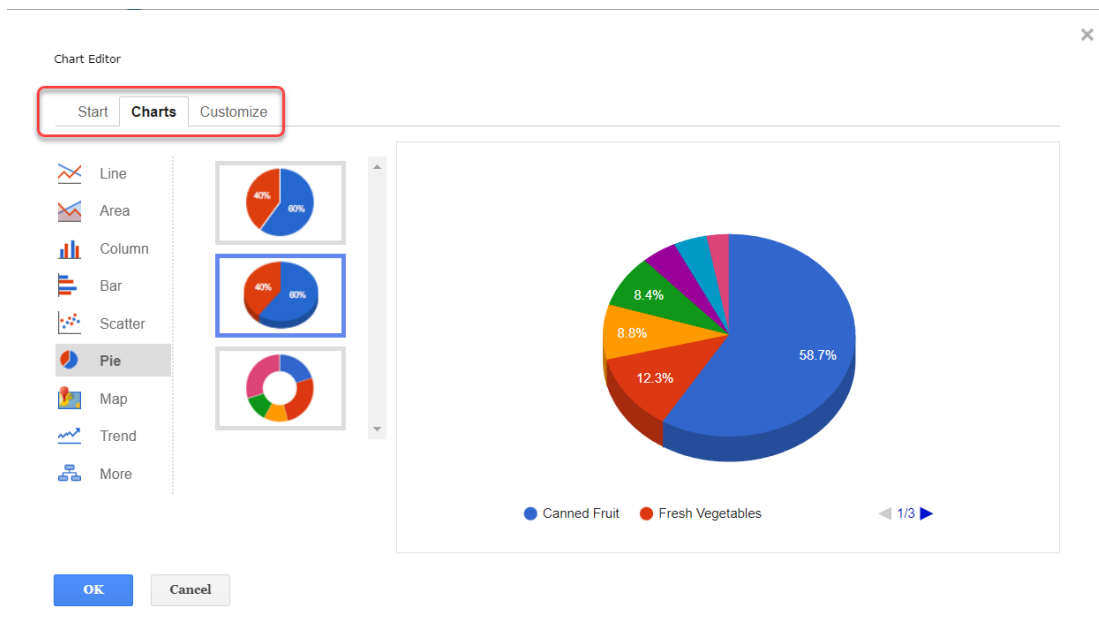
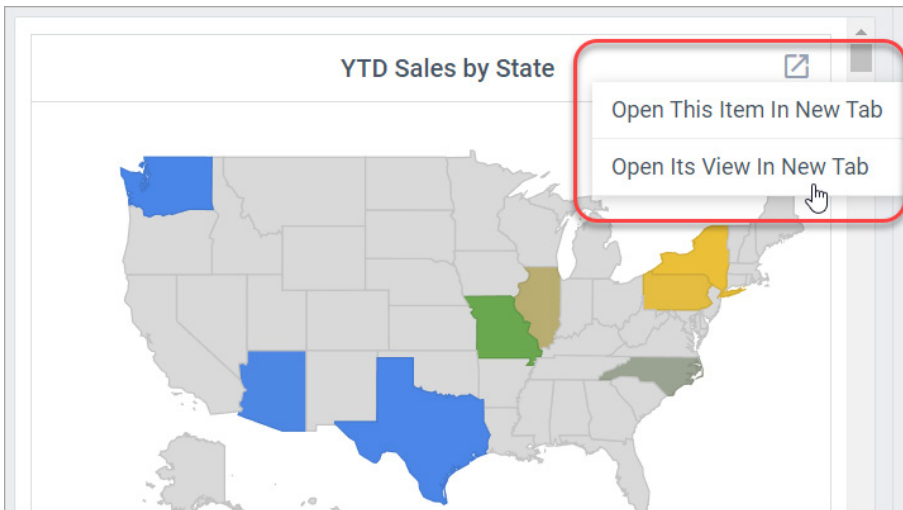


Chart editing properties are simple to access from icons in each dashboard widget's toolbar. Open up the Chart Editor to see many options for fine-tuning the chart type and format (legends, colors, fonts, and so on). Preview areas in editing windows let you immediately see the impact of the customization process.

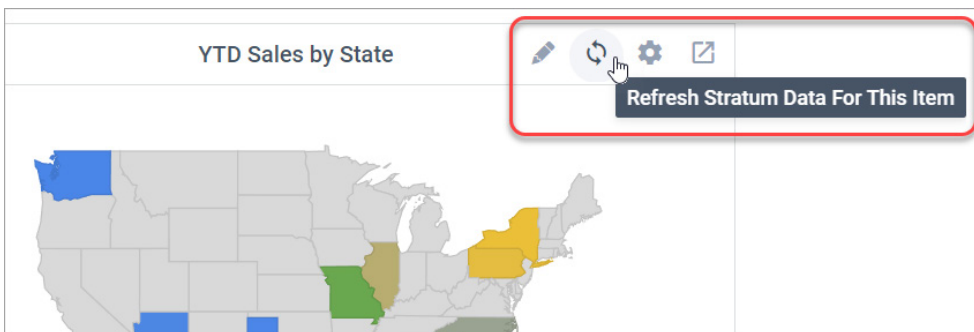


## Additional Updates for Stratum Dashboards Users

Silvon also made a few general improvements to Stratum Dashboards. One of those updates lets you easily toggle back and forth between content in dashboards, such as a chart and its related source data. Open Stratum views for a dashboard widget in a new tab while the applicable dashboard remains visible in the original browser tab.



Dashboard administrators can use that "New Tab" feature to edit views and dashboards at the same time – for example, edit a view that feeds data into a dashboard chart then refresh the chart to reflect the latest version of the view. A new "Refresh" option is provided for that purpose when administrators are editing dashboards.



For overall ease of access, there's a shortcut for opening Stratum Dashboards directly from Stratum. The shortcut is available from a menu in the main Stratum toolbar, shown below.

The screenshot shows the main Stratum toolbar menu. The "Manage Things" option is highlighted with a red box. Below it, the "Dashboards" option is also highlighted with a red box. The menu includes the following items:

- Home
- Help
- About Stratum
- User Options
- Analyst Tools
- Manage Things
- Role
- User Profile
- User Profile Group
- View Group
- Conditional Format
- Dashboards
- User Link
- User List
- View
- View Monitor

	YTD Sales	% of Total	Percent of Total Growth
YTD Sales	542,898	.51%	➔
YTD Sales to Wk	354,223	.49%	➔
YTD Sales 19	388,608	.46%	➔
YTD Sales	430,158	98.54%	➔
YTD Sales	715,887	100.00%	➔

## Silvon Adopts an Azure Active Directory Approach for Hosted Stratum Customers

Silvon's latest version of Stratum Cloud, our hosted product offering, is fully integrated with the Microsoft Identity platform and Azure Active Directory enterprise identity services. This integration provides the following benefits:

1. Single-sign-on access across multiple applications and add-ins. Users can access Stratum and the Stratum Excel Connector add-in using the same Microsoft Identity they use to access Microsoft 365 and / or Azure AD. There's less User ID's and passwords to manage.
2. Options to take advantage of multi-factor authentication (MFA) features when accessing Stratum.
3. An additional layer of security derived from the use of an Azure AD Application Proxy to access Stratum. All Stratum application and Add-In access is handled by a Stratum Application Proxy dedicated to your implementation.



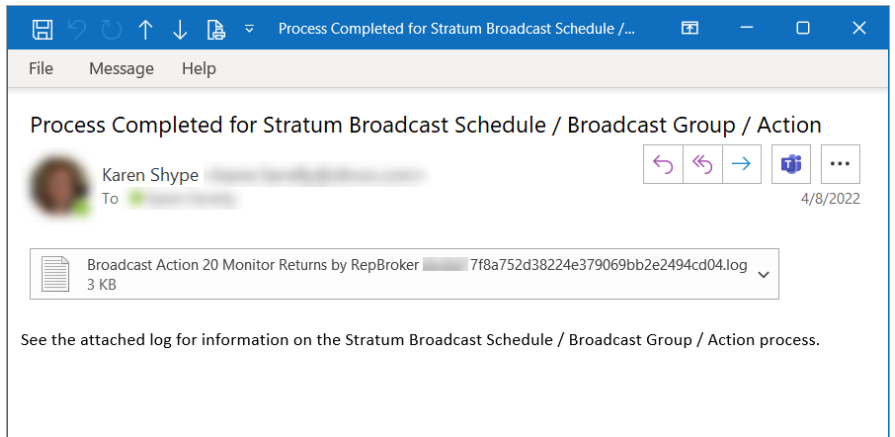

Current Silvon-hosted customers can reach out to our product experts at [info@silvon.com](mailto:info@silvon.com) to learn more about leveraging Stratum Cloud's integration with Azure Active Directory enterprise identity services.

Not yet using Silvon to manage your Stratum environment and its related data management and analytics tasks? Reach out to Silvon as well via [info@silvon.com](mailto:info@silvon.com) to learn about moving to the Stratum Cloud and other benefits realized from Silvon hosting your Stratum implementation.

## New Email Notifications to Keep Broadcast Manager Admins Informed

Use new Stratum Access Hub (Broadcast Manager) settings to automatically notify administrators or other interested parties about what's happening with Broadcast Manager processes. If you create and manage actions, broadcast groups, and broadcast schedules for your business analyst community, then this email notification feature is for you. The new option affords greater visibility into what's happening with the Broadcast Manager.

Designate who needs to be informed about these processes. They'll receive simple emails that tell them if a process has completed or failed. Additionally, process logs can be attached to the emails to give administrators more detailed information about each Broadcast Manager process.



### Application

**Stratum Access Hub**

Registration Key:

Broadcast Server Properties:  Override Log File Location For Broadcast Processes (specify new location below)

Subject Prefix For Distributed Emails When No Data Exists

**Process Completed Email**

Address:

Subject:

Body:

Attach Process Log

**Process Failed Email**

Address:

Subject:

Body:

Attach Process Log

## Recap Of Stratum 7.X Releases

Version	New & Updated Features
<b>7.4</b> <b>June 2022</b>	<p><b>New In Stratum</b> – Build charts from your Stratum data directly in Stratum Dashboards with new charting widget features. Hosted Stratum implementations are integrated with Microsoft Identity and Azure Active Directory identify services -- this allows for single sign-on across apps and other security benefits.</p> <p><b>Enhanced In Stratum</b> – Access Stratum Dashboards from a new shortcut in Stratum’s main menu. New email notifications for Stratum Access Hub (Broadcast Manager) admins keep them informed about action, broadcast group, and broadcast schedule processing.</p>
<b>7.3.1</b> <b>Oct 2021</b>  <b>&amp;</b> <b>7.3</b> <b>June 2021</b>	<p><b>What’s New PDF</b> – Stratum View Pane with tabs for Favorites, Recents, and All views (organized by view groups). Search field in top panel to search all Stratum views, and a “Run In A New Tab” feature to run views from search results in new tabs while search results remain visible. A StratumView.aspx page for easier 3<sup>rd</sup> party Stratum view access. Filtering options for Stratum Dashboards URL’s to create tailored home pages for users, and a Save As shortcut to create new dashboards. A central menu in Stratum’s top panel to access all help, admin tools, and specialty features. Updates to Application window that control the look of the Stratum View Pane and group together properties related to the Stratum Analyst Hub and Access Hub. Preview feature in the Select Format window to see what formatting selections look like when applied in Stratum. <b>New Connectors</b> – The <b>Stratum Excel Connector Add-In</b> for getting data into/out of the Stratum Data Hub to/from Excel (<a href="#">Watch Video</a>). The <b>“Go To Stratum” Power BI extension</b> to link reports in Power BI directly to more detailed data in Stratum Views.</p>
<b>7.2</b> <b>Dec. 2020</b>	<p><b>What’s New PDF</b> – Master Data Augmentation and User Controlled Attribute functionality to supplement existing core Stratum data. More grid formatting options to enhance the style of reports. Administrators can control attribute availability in views and which display by default when their levels get used in views. Level filtering has a choice to include or exclude the designated filter set – see only the designated members or see all members except the designated ones. Shortcuts to edit captions, format string, and fill color when editing measure items from the Measures window. The process for copying view URL’s to share has been streamlined.</p>
<b>7.1.2</b> <b>Aug 2020</b>	<p><b>What’s New PDF</b> – More tools to control and access Stratum data. See below. Shortcuts for setting up calculated measure item captions, options to control detail for emailed views and Excel exports and the order of views attached to Actions, and ability to track who is actively using Stratum. More icon choices for Conditional Formats and custom logos to help distinguish between multiple Stratum environments.</p> <ul style="list-style-type: none"> <li>• <b>Data Import</b> – Bring budgets, market trends, plans, and other outside data that compliments enterprise data into the Stratum Data Hub from user-curated Excel spreadsheets. Immediately see imported data in Stratum for centralized analysis with the rest of your business data. <a href="#">Watch Video</a>.</li> <li>• <b>StratumLink</b> – A web-based ETL for Stratum power users to pull high volumes of additional core business data into the hub from complex data sources (ERP, CRM, custom databases, IoT systems, cloud sources). See newly loaded data shows in context with other enterprise data. <a href="#">Watch Video</a>.</li> <li>• <b>Stratum Dashboards</b> – All-in-one resources for highlighting complimentary Stratum reports, charts, and outside content. Leverage existing content in new ways that give broader insights into business performance. Drill to other reports or link to other resources from items within a dashboard. <a href="#">Learn More</a>. Interface and online updates in Stratum 7.1.1. See <a href="#">What’s New In Dashboards</a>.</li> <li>• <b>Stratum Power BI Connector</b> – A bridge between Microsoft Power BI and your Stratum data. Stratum Power BI Connector provides Stratum Data Hub access to your Power BI Users while capitalizing on your existing Stratum reports and the hub’s security model. <a href="#">Learn More</a>.</li> </ul>
<b>7.0</b> <b>Jan. 2019</b>	<p><b>What’s New PDF</b> – Data Copy for users to populate measures with data from existing measures (requires Stratum Analyst Hub license and implementation where Stratum Server is on a Windows server). Business planners will find Data Copy to be a great starting point for populating forecasts or budgets.</p>